

Shelby Township Fire Department



2018 ANNUAL REPORT





Shelby Township Fire Department
Chief James P. Swinkowski

6345 23 Mile Road
Shelby Township, MI 48316-4405
Phone: 586-731-3476
Fax: 586-726-4553
www.shelbytwp.org/fire

March 5, 2019

Board of Trustees
Charter Township of Shelby
52700 Van Dyke
Shelby Township, MI 48316

Honorable Board Members:

Regarding: 2018 Annual Report – Fire Department

This report will outline the Shelby Fire Department's activities for 2018. A master printed copy will be filed with the Clerk's office and an electronic copy will be sent to all board members.

As always, the department will continue the fine tradition of offering the highest quality fire, rescue, and EMS coverage to our residents, business owners and visitors to our Township. This report will outline the activities of each division within the department.

Fiscal responsibility continues to be the focus for our day-to-day operating expenditures. We are committed to being the best stewards of our taxpayers' money as possible, while continuing to provide the highest level of service that our residents, business owners and visitors expect. Under the leadership of our elected officials and the dedication of our command officers and firefighters, we continue to strive to meet the public safety needs of the community, while providing the financial transparency that is expected.

2018 was the busiest year on record for the Fire Department. Our overall run volume is up nearly 6.5% as compared to 2017, topping 7,800 calls for service for the first time ever. A breakdown by category is included in this report.

Sadly, we had two fire fatalities this year.

In late 2017, we began the ISO re-evaluation process. In early 2018, we received notification that our ISO rating for the township lowered (improved) from a Fire Protection Class Rating of 5 to a rating of 3. We were very pleased with the outcome.

After Station #5 opened in 2017, we turned our attention to the relocation of Station #4 to 25 Mile & Schoenherr. Construction began in the summer and should be completed in the first part of 2019.

Board of Trustees

March 5, 2019

Page 2

One of our biggest initiatives was the formation of our Rescue Task Force, specialized training for 14 of our firefighters that will work and train with our police officers to respond in the event of an active shooter situation.

During the third quarter, we were able to hire three firefighters and we hope to add a fourth in early 2019 to fill our vacancies.

We were awarded a total of \$13,815 in grant funding for training in Hazardous Materials, Technical Rescue, Homeland Security, and Mass Casualty.

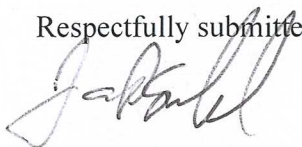
Fire Prevention Division continues to set the bar for fire inspections and prevention activities. More and more departments are sending their inspectors here to see how we conduct business. Under the leadership of Fire Marshal Steve Henion, the innovative practices employed by our fire inspectors have become well known, and in a culture of information sharing of best practices, we are eager to share what has been learned to help improve Fire Prevention throughout Macomb County and southeastern Michigan.

We continue to provide public education to all of our elementary schools and conduct several other public education events around the township. We participate in all the fire drills in each of our schools and provide feedback to the schools when needed on these emergency drills. Our open house was held in October and we hosted one of the largest crowds ever.

I am very fortunate to work with such a dedicated staff and a superb collection of firefighters every day to provide public safety services for our community. As always, without their dedication, I would not be able to detail these great strides we have undertaken. With the run volume continuing to escalate and the complexity of events constantly changing, we are always striving to deliver the best services possible.

Most importantly, I would like to take this opportunity to thank each and every member of the Board of Trustees for your unwavering support for public safety here in our township. Because of your commitment, we have been able to maintain the professional standard of care that our residents, business owners and visitors have come to count on should they need to call 911.

Respectfully submitted,



James P. Swinkowski
Fire Chief

<u>Alarms by Month</u>	2014	2015	2016	2017	2018	Plus/Minus from previous year
January	533	522	591	614	661	47
February	461	502	529	531	570	39
March	464	500	580	655	605	-50
April	501	573	530	632	627	-5
May	534	560	562	656	732	76
June	516	487	602	601	716	115
July	527	551	561	614	624	10
August	495	542	566	636	665	29
September	500	594	613	592	655	63
October	573	593	640	611	708	97
November	520	505	599	573	627	54
December	536	556	674	663	665	2
Annual Total	6,160	6,485	7,047	7,378	7,855	477

Number of Incidents by District

	2013	2014	2015	2016	2017	2018
Station #1	1188	1305	1302	1601	1755	1762
Station #2	1056	1076	1097	1209	1180	1186
Station #3	1181	1159	1318	1347	1325	1434
Station #4	2462	2620	2768	2886	2006	1080
Station #5					1111	2390
Totals	5,887	6,160	6,485	7,043	7,377	7,852

* Station 5 opened on June 20, 2017

SHELBY TOWNSHIP FIRE DEPT, SHELBY TOWNSHIP, MI 48316

Basic/Fire Data Standard Report
For the Year of 2018

Printed: 02/22/2019

Field	Number	% of Total
From NFIRS - 1		
Incident Type - C1		
Fire		
<i>Fire, other</i>		
100 Fire, other	2	0.03%
Structure Fire		
111 Building fire	23	0.29%
112 Fires in structure other than in a building	4	0.05%
113 Cooking fire, confined to container	19	0.24%
118 Trash or rubbish fire, contained	3	0.04%
Fire in mobile property used as a fixed structure		
121 Fire in mobile home used as fixed residence	2	0.03%
Mobile property (vehicle) fire		
131 Passenger vehicle fire	18	0.23%
132 Road freight or transport vehicle fire	4	0.05%
138 Off-road vehicle or heavy equipment fire	1	0.01%
Natural vegetation fire		
140 Natural vegetation fire, other	3	0.04%
142 Brush, or brush-and-grass mixture fire	5	0.06%
143 Grass fire	10	0.13%
Outside rubbish fire		
151 Outside rubbish, trash or waste fire	7	0.09%
153 Construction or demolition landfill fire	1	0.01%
154 Dumpster or other outside trash receptacle fire	6	0.08%
Special outside fire		
160 Special outside fire, other	3	0.04%
161 Outside storage fire	2	0.03%
162 Outside equipment fire	2	0.03%
Cultivated vegetation, crop fire		
173 Cultivated trees or nursery stock fire	2	0.03%
Overpressure Rupture, Explosion, Overheat (no fire)		
<i>Overpressure rupture from air or gas - no fire</i>		
220 Overpressure rupture from air or gas, other	1	0.01%
<i>Excessive heat, scorch burns with no ignition</i>		
251 Excessive heat, scorch burns with no ignition	2	0.03%
Rescue & Emergency Medical Service Incident		
<i>Medical assist</i>		
311 Medical assist, assist EMS crew	3	0.04%
Emergency medical service (EMS) Incident		
320 Emergency medical service, other	47	0.60%
321 EMS call, excluding vehicle accident with injury	5464	70.00%
322 Motor vehicle accident with injuries	250	3.20%
323 Motor vehicle/pedestrian accident (MV Ped)	24	0.31%
324 Motor vehicle accident with no injuries	89	1.10%

Field	Number	% of Total
From NFIRS - 1		
Rescue & Emergency Medical Service Incident		
<i>Search for lost person</i>		
342 Search for person in water	2	0.03%
<i>Extrication, rescue</i>		
350 Extrication, rescue, other	3	0.04%
351 Extrication of victim(s) from building/structure	1	0.01%
352 Extrication of victim(s) from vehicle	13	0.17%
353 Removal of victim(s) from stalled elevator	2	0.03%
354 Trench/below-grade rescue	1	0.01%
<i>Water or ice-related rescue</i>		
360 Water & ice-related rescue, other	1	0.01%
361 Swimming/recreational water areas rescue	1	0.01%
363 Swift water rescue	1	0.01%
<i>Rescue or EMS standby</i>		
381 Rescue or EMS standby	22	0.28%
Hazardous Condition (No fire)		
<i>Hazardous condition, other</i>		
400 Hazardous condition, other	3	0.04%
<i>Combustible/flammable spills & leaks</i>		
411 Gasoline or other flammable liquid spill	10	0.13%
412 Gas leak (natural gas or LPG)	26	0.33%
413 Oil or other combustible liquid spill	1	0.01%
<i>Chemical release, reaction, or toxic condition</i>		
420 Toxic condition, other	1	0.01%
421 Chemical hazard (no spill or leak)	1	0.01%
422 Chemical spill or leak	2	0.03%
424 Carbon monoxide incident	15	0.19%
<i>Electrical wiring/equipment problem</i>		
440 Electrical wiring/equipment problem, other	24	0.31%
441 Heat from short circuit (wiring), defective/worn	5	0.06%
442 Overheated motor	3	0.04%
443 Breakdown of light ballast	2	0.03%
444 Power line down	66	0.84%
445 Arcing, shorted electrical equipment	36	0.46%
Service Call		
<i>Service call, other</i>		
500 Service Call, other	8	0.10%
<i>Person in distress</i>		
510 Person in distress, other	12	0.15%
512 Ring or jewelry removal	2	0.03%
<i>Water problem</i>		
520 Water problem, other	4	0.05%
522 Water or steam leak	4	0.05%
<i>Smoke, odor problem</i>		
531 Smoke or odor removal	25	0.32%
<i>Animal problem or rescue</i>		
542 Animal rescue	3	0.04%

Field	Number	% of Total
From NFIRS - 1		
Service Call		
<i>Public service assistance</i>		
550 Public service assistance, other	84	1.10%
551 Assist police or other governmental agency	26	0.33%
552 Police matter	10	0.13%
553 Public service	132	1.70%
554 Assist invalid	646	8.20%
555 Defective elevator, no occupants	2	0.03%
<i>Unauthorized burning</i>		
561 Unauthorized burning	58	0.74%
<i>Cover assignment, standby at fire station, move-up</i>		
571 Cover assignment, standby, moveup	11	0.14%
Good Intent Call		
<i>Good intent call, other</i>		
600 Good intent call, other	25	0.32%
<i>Dispatched and canceled en route</i>		
611 Dispatched & canceled en route	55	0.70%
<i>Wrong location, no emergency found</i>		
621 Wrong location	2	0.03%
622 No incident found on arrival at dispatch address	60	0.76%
<i>Controlled burning</i>		
631 Authorized controlled burning	1	0.01%
<i>Steam, other gas mistaken for smoke</i>		
650 Steam, other gas mistaken for smoke, other	3	0.04%
651 Smoke scare, odor of smoke	17	0.22%
652 Steam, vapor, fog or dust thought to be smoke	5	0.06%
653 Smoke from barbecue, tar kettle	3	0.04%
<i>EMS call where party has been transported</i>		
661 EMS call, party transported by non-fire agency	4	0.05%
<i>HazMat release investigation w/no HazMat</i>		
671 HazMat release investigation w/no HazMat	8	0.10%
False Alarm & False Call		
<i>False alarm and false call, other</i>		
700 False alarm or false call, other	31	0.39%
<i>Malicious, mischievous false alarm</i>		
710 Malicious, mischievous false call, other	4	0.05%
715 Local alarm system, malicious false alarm	2	0.03%
<i>System or detector malfunction</i>		
730 System malfunction, other	8	0.10%
731 Sprinkler activation due to malfunction	1	0.01%
732 Extinguishing system activation due to malfunction	2	0.03%
733 Smoke detector activation due to malfunction	22	0.28%
735 Alarm system sounded due to malfunction	42	0.53%
736 CO detector activation due to malfunction	22	0.28%
<i>Unintentional system/detector operation (no fire)</i>		
740 Unintentional transmission of alarm, other	90	1.10%
741 Sprinkler activation, no fire - unintentional	6	0.08%

Field Number, % of Total

From NFIRS - 1

False Alarm & False Call

Unintentional system/detector operation (no fire)

743	Smoke detector activation, no fire - unintentional	42	0.53%
744	Detector activation, no fire - unintentional	19	0.24%
745	Alarm system activation, no fire - unintentional	91	1.20%
746	Carbon monoxide detector activation, no CO	23	0.29%

Special Incident Type

Special type of incident, other

900	Special type of incident, other	2	0.03%
-----	---	---	-------

Total: 7856

SHELBY TOWNSHIP FIRE DEPT, SHELBY TOWNSHIP, MI 48316

FireTools Summary Standard Report
For the Year of 2018

Printed: 03/06/2019

Incident Responses

Number of Incidents Without Exposures		7853
Number of Exposures		3
Number of Incidents by Station 1		1763
Number of Incidents by Station 2		1186
Number of Incidents by Station 3		1434
Number of Incidents by Station 4		1080
Number of Incidents by Station 5		2390

Number of Incidents by Shift

Number of Incidents - Shift 0		0
Number of Incidents - Shift 1		2628
Number of Incidents - Shift 2		2604
Number of Incidents - Shift 3		2621

Number of Alarms 7850

Number of Alarms by Station 1		1763
Number of Alarms by Station 2		1185
Number of Alarms by Station 3		1433
Number of Alarms by Station 4		1079
Number of Alarms by Station 5		2390

Aid Given or Received

Given		104
Received		41

Number of Casualties

Injuries, Fire Service		6
Injuries, Civilian		3
Fatalities, Fire Service		0
Fatalities, Civilian		2

Personnel Responses

Personnel Responses - Total	30189
Personnel Responses - Station	1	6827
Personnel Responses - Station	2	4106
Personnel Responses - Station	3	5614
Personnel Responses - Station	4	4482
Personnel Responses - Station	5	9160

Average Response Time by Station (Minutes) 5.13

Average Response Time - Station	1	5.32
Average Response Time - Station	2	5.47
Average Response Time - Station	3	5.59
Average Response Time - Station	4	4.94
Average Response Time - Station	5	4.64

Average Response Time by Shift (Minutes)

Average Response Time - Shift 1	5.17
Average Response Time - Shift 2	5.02
Average Response Time - Shift 3	5.20

Property and Contents Report

Property Value

Value Range	Number of Incidents
\$0	7824
\$1 - \$5,000	13
\$5,001 - \$10,000.	5
\$10,001 - \$20,000.	3
\$20,001 - \$50,000.	2
\$50,001 - \$100,000	2
\$100,001 - \$200,000	1
\$200,001 - \$500,000	3
\$500,001 - \$1,000,000	2
\$1,000,001 - up	1
Property Value	\$4,762,130

Property Loss

Value Range	Number of Incidents
\$0	7795
\$1 - \$5,000	40
\$5,001 - \$10,000.	6
\$10,001 - \$20,000.	4
\$20,001 - \$50,000.	7
\$50,001 - \$100,000	1
\$100,001 - \$200,000	1
\$200,001 - \$500,000	1
\$500,001 - \$1,000,000	1
\$1,000,001 - up	0
Property Loss	\$2,006,755

Contents Value

Value Range	Number of Incidents
\$0	7838
\$1 - \$5,000	13
\$5,001 - \$10,000.	1
\$10,001 - \$20,000.	0
\$20,001 - \$50,000.	0
\$50,001 - \$100,000	1
\$100,001 - \$200,000	3
\$200,001 - \$500,000	0
\$500,001 - \$1,000,000	0
\$1,000,001 - up	0
Contents Value	\$635,800

Contents Loss

Value Range	Number of Incidents
\$0	7817
\$1 - \$5,000	30
\$5,001 - \$10,000.	3
\$10,001 - \$20,000.	0
\$20,001 - \$50,000.	3
\$50,001 - \$100,000	1
\$100,001 - \$200,000	1
\$200,001 - \$500,000	1
\$500,001 - \$1,000,000	0
\$1,000,001 - up	0
Contents Loss	\$933,095



Shelby Township Fire Department
Chief James P. Swinkowski

6345 23 Mile Road
Shelby Township, MI 48316-4405
Phone: 586-731-3476
Fax: 586-726-4553
www.shelbytwp.org/fire

March 5, 2019

Jim Swinkowski, Fire Chief
6345 23 Mile Road
Shelby Township, MI 48316

Dear Chief Swinkowski:

The following is an overview of the 2018 Training/EMS Division:

A total of 29 Fire and 20 EMS classes were conducted. This does not include the company, shift and station training that is organized by the shift officers. Some of the training that we covered this year included the annual R.I.T. and MCI training that is mandated by the County Chiefs. As always, we have conducted our department training on Haz-Mat, Dive, Swift Water and Technical Rescue, as well as quarterly training for all of our specialty teams.

We have started a Rescue Task Force Team in case our community has to deal with an active assailant issue going on throughout the world. The fire department has trained our 18 RTF members, as well as the entire fire department, and purchased equipment to help us aid with such an incident, along with armor to protect our members

The training division has overseen the department CPR classes for the public that are held monthly, as well as recertified all members of the department in AHA BLS HCP-CPR. All of our members with EMS licenses that were due to expire over the 2018 calendar year have been renewed and audited by the department. We continue to support MCC and Superior Medical Education (Dorsey College) with their mentoring programs. We work with Utica Community Schools to provide EMS coverage on their 7th through 12th grade football games, contact sports and standby at miscellaneous events.

I have been attending the Rapid Intervention Team Committee, the County Training Committee, Michigan Fire Fighter's Training Council (MFFTC) and Michigan Fire Service Instructors Association meetings.

Chief Swinkowski

March 5, 2019

Page 2


EMS Coordinator Captain Pierce attended the MCMCA meetings and disseminated the information as necessary. He also reviewed and inputted all the MY Cares out of hospital CPR intervention information, and continues to review QA/CQI of 100% of our medical calls and reports findings to the MCMCA. Captain Pierce has also attended and completed his Medic Instructor Coordinator class, as well as several other classes, seminars and conferences.

Lt. Verbeke has kept the mobile computers up and running with the numerous ESO updates. This allows our medics to document our calls correctly and Captain Pierce to review precisely.

Last year we responded to 5874 EMS calls and transported 4656 patients to our local hospitals.

We continue to work to improve the training division with new ideas, more dynamic training and updated information to help maintain and improve our standard of excellence. We pride ourselves in cutting edge training that gives our department the proper education and resources to offer the second to none quality and care to our citizens that the community requires and deserves. This is a process that would not be possible without our dedicated firefighters, officers, inspectors, educators, administrative staff and Fire Chief.

Sincerely,



Rodney Scrutchen
Chief of Training



Shelby Township Fire Department
Chief James P. Swinkowski

6345 23 Mile Road
Shelby Township, MI 48316-4405
Phone: 586-731-3476
Fax: 586-726-4553
www.shelbytwp.org/fire

March 5, 2019

Jim Swinkowski, Fire Chief
6345 23 Mile Road
Shelby Township, MI 48316

Dear Chief Swinkowski:

Regarding: 2018 Fire Prevention Annual Report

The Shelby Township Fire Prevention Division consists of four full-time members and our administration assistant: Lt. Inspectors Signorello and Werner, Deputy Marshal Staten, and Fire Marshal Henion, with Secretary II Ruther.

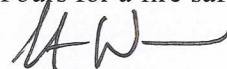
In 2018, the Fire Department Division picked up where we left off in 2017. Periodic/annual fire inspections are the number one goal of the Fire Prevention Division. In 2018, we exceeded the number of periodic/annual fire inspections that were completed. Every year for the past three years, more annual fire inspections have been performed, which is what the fire code was designed for. Lt. Inspectors Werner and Signorello are a big reason for making this goal a reality. The building boom in Shelby Township has been tasked to Deputy Marshal Staten to assure that when new buildings open for business that they are fire code compliant.

Fire prevention education is also an important part of the Fire Prevention Division. In 2018, we implemented a community outreach program to our apartment complexes. The goal was to offer and teach the residents how to use a fire extinguisher, and through the use of our fire extinguisher simulator and our smoke trailer, this goal was accomplished by teaching fire safety to the apartment complexes that were willing to learn it. In 2019, our efforts will be concentrated on educating businesses in our community.

Deputy Marshal Staten organized a table top exercise with Macomb County Emergency Management that was held at our township offices. The event was a success and had participation from all of our department heads.

Fire Marshal Henion was awarded the Fire Inspector of the Year for Oakland and Macomb Counties Fire Prevention Association. The Fire Prevention Division is also responsible for conducting all of the fire investigations in our Township to determine origin and cause. A complete breakdown of the Fire Prevention Division activities is included for your review.

Yours for a fire safe community,


Steven Henion
Fire Marshal

2018 FIRE PREVENTION STATISTICS

Total Inspections Performed: 4,249

Includes:

Fire Investigations	72
Periodic / Annual	1492 *
Re-Inspections	178
Final Occupancy	167
Apartments	124
Special	314
Public Ed/Relations	105 *
Plan Review	235
Construction	206
Emergency Management	37
Burn Permits	28
Knox Box	90
FOIA Requests	69

* denotes record number of inspections



Shelby Township Fire Department
Chief James P. Swinkowski

6345 23 Mile Road
Shelby Township, MI 48316-4405
Phone: 586-731-3476
Fax: 586-726-4553
www.shelbytwp.org/fire

March 5, 2019

Jim Swinkowski, Fire Chief
6345 23 Mile Road
Shelby Township, MI 48316

Dear Chief Swinkowski:

Regarding: 2018 Emergency Management Annual Report

2018 was once again a very productive year for Shelby Township Emergency Management. Deputy Director Lt. Daniel of the Shelby Township Police Department and I continue to attend the Macomb County Emergency Management meetings, as well as the LEPC meetings, which are held quarterly throughout the year. I continue to participate in the Macomb County Emergency Management radio tests, as well as the quarterly tests conducted by the Macomb County Health Department.

The Shelby Township Emergency Operations Center staff is continuing with the annual training opportunities offered by the Macomb County Emergency Management office. Each year, the annual training opportunities we have participated in have shown areas that can be and have been improved.

The Shelby Township Fire Department continues to witness the fire drills held at each of the schools located within Shelby Township. As stated in the past, we have been able to work with the schools to offer feedback and suggestions for improvements or changes that may make a response during an actual emergency much safer for the students and staff, as well as more efficient for the emergency response crews.

A television has been purchased and mounted with cable access in the Emergency Operations Center (EOC) to ensure all EOC staff have the ability to access local and national news, should the need arise. A hard copy of the updated Emergency Response plan has been made for each of the different EOC staff divisions. I have worked with the Township I.T. Department to create an EOC drive that can be accessed in the EOC by all staff members. This drive contains the Emergency Response Plan and each staff member has the ability to add all documents they feel may be necessary to aid them during an actual EOC activation.

Chief Swinkowski
March 5, 2019
Page 2

The I.T. Department has acquired approximately 20 lap top computers that will be accessible to the EOC staff during any activation. A printer is also kept in the I.T. Department that will be utilized during any EOC activation. This equipment has made the Shelby Township EOC much more efficient.

Cell phone coverage continues to be an issue for the EOC; however, the I.T. Department is currently working to address this concern.

Shelby Township has 13 severe weather alert sirens, and out of the 13, three have been totally updated. Due to the age of the other 10, Chief Swinkowski and I have discussed a five year plan to replace the outdated equipment. We have identified the three most in need of replacement and Chief Swinkowski is in the process of getting approval to begin replacing the first three in 2019.

The Macomb County Emergency Management office has requested a complete update of the Hazard Mitigation Plan for each community and will be doing a review and making any necessary changes prior to adopting the new plan.

I have successfully implemented a new notification system for all EOC staff members and have begun quarterly testing of this system.

I am continuing to work with the Human Resource Director to ensure all EOC staff members and Township employees are trained to the appropriate levels of NIMS/ICS. My hope is to obtain 100% compliance in the near future.

The Shelby Township resource list was updated for the Macomb County Emergency Management office as well as the NIMCAST report.

Respectfully Submitted,



Duane Staten
Emergency Management Coordinator