

Can you find these anime titles? Words can be backwards, forwards, vertical, horizontal or diagonal.

Anime Word Search



ATTACK ON TITAN
SPIRITED AWAY
SAILOR MOON
BLACK BUTLER
ONE PIECE
INUYASHA
FAIRY TAIL
NARUTO

BLEACH
MY HERO ACADEMIA
POKEMON
DEATH NOTE
TOKYO GHOUL
DRAGON BALL Z
SOUL EATER
ONE PUNCH MAN

Japanese Word Scramble!



Can you unscramble
some of these common
Japanese words found in
anime and manga?

EMRAN

AMANG

AINEM

ICIBH

AWAIKI

KAOTU

NAIN

PKCOY

AKAB

NIEESS

MENGO _____

EIMAPS _____

ISIIHO _____


UGSOI _____





スタジオジブリ作品
STUDIO GHIBLI

Crossword Puzzle



DOWN:

1. Which film was Studio Ghibli's first official production?
2. The organ Howl gave to Calcifer as part of their deal.
6. These animals raised San in "Princess Mononoke."
8. The name of the archmage of "Tales from Earthsea."
13. The name of the heroine in "Spirited Away."
14. The name of Kiki's cat.

ACROSS:

3. "Ponyo" was based on this fairy tale.
4. Which Studio Ghibli film is based on a Diana Wynne Jones novel?
7. Neil Gaiman adapted the English version of this feudal era movie script.
9. Seiji goes to Italy to learn how to make this instrument in "Whisper of the Heart."
10. The name of a young borrower.
11. The piece of clothing Mei lost in "My Neighbor Totoro."
12. Which Studio Ghibli film's protagonist is a World War I veteran?
15. Kiki is a young _____.
16. "May all you _____ burn!"



Anime Trivia

1. In the anime series "Fullmetal Alchemist," what do Alchemists consider the greatest taboo?

- a. Murder
- b. Human Transmutation
- c. Evading taxes
- d. Lying



2. Who created the animated movie "Spirited Away" (2001)?

- a. Hayao Miyazaki
- b. Disney Studios
- c. Naoko Takeuchi
- d. Kohei Horikoshi



3. What is the name of the main character of the anime "One-Punch Man?"

- a. Goku
- b. All Might
- c. Luffy
- d. Saitama



4. The manga "Jojo's Bizarre Adventure" is split into how many parts?


- a. 8
- b. 4
- c. 2
- d. 10



5. What was Ash Ketchum's second Pokémon?

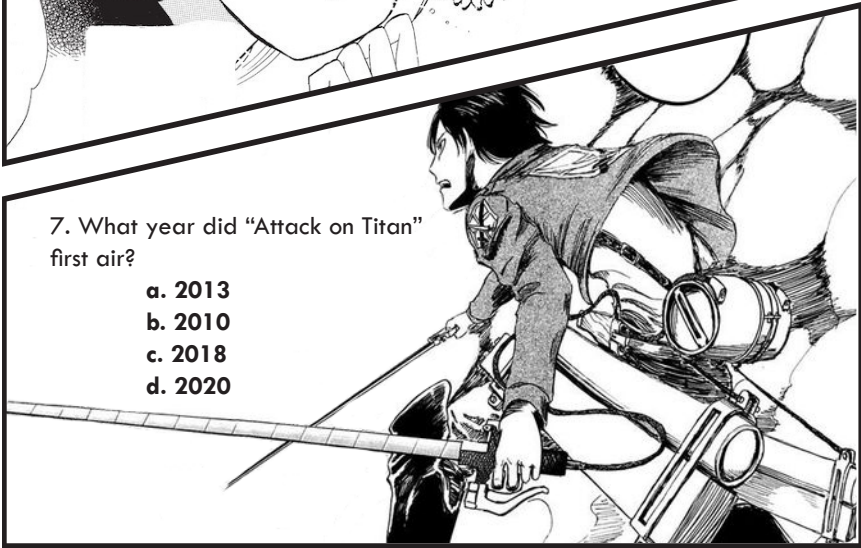
- a. Squirtle
- b. Caterpie
- c. Pikachu
- d. Butterfree





6. What year did "Bishoujo Senshi Sailor Moon" air in Japan?

- a. 1987
- b. 1992
- c. 1996
- d. 2000



7. What year did "Attack on Titan" first air?

- a. 2013
- b. 2010
- c. 2018
- d. 2020

8. Who is the British monarch in "Black Butler's" time period?

- a. Edward VI
- b. Elizabeth II
- c. Victoria I
- d. George VI



9. In "InuYasha," what ability is Sesshoumaru's sword, Tenseiga, incapable of doing?

- a. Purification
- b. Body regeneration
- c. Black Hole
- d. Protective barrier




10. "Yona of the Dawn" draws the most influence from which country and its culture?

- a. Japan
- b. China
- c. India
- d. Korea



ANSWERS



Studio Ghibli Crossword Answers

Across:

1. THE LITTLE MERMAID
2. HOWL'S MOVING CASTLE
3. MY NEIGHBOR TOTORO
4. PRINCESS MONONOKE
5. VIOLIN
6. ARIETY
7. SHOE
8. PORCO ROSSO
9. WITCH
10. BACON

Down:

1. CASTLE IN THE SKY
2. HEART
3. WOLVES
4. SPARROWHAWK
5. CHIHIRO
6. JIJI

Anime Trivia Answers:

- 1: B
- 2: A
- 3: D
- 4: A
- 5: B
- 6: B
- 7: A
- 8: C
- 9: B
- 10: D

Word Scramble Answers:

- 1: Ramen , manga, anime, chibi,
- 2: kawaii!, otaku, nani!, pocky,
- 3: bakka, sensei, gomen, sempai,
- 4: oishi!, sugoi!